



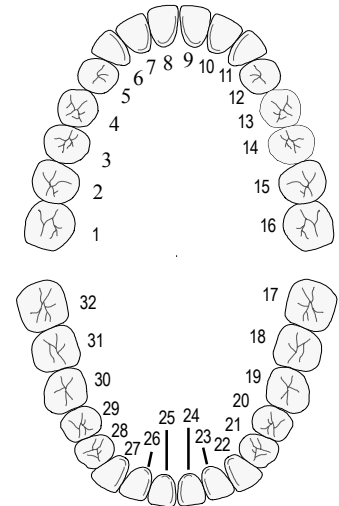

Power Dental Studio
 1001 Warrenville Rd • Suite 570
 Lisle, IL 60532
 331-777-5160

Doctor's Account # _____ Phone # () _____
 Dr. _____ / Office _____
 Patient _____ / _____
 Last First
 Date Sent _____ **Date Due In Office** _____ by 5pm

PLEASE SEND:
 RX forms Boxes Mailing labels

ENCLOSURES
 LAB USE ONLY
 Photo(s) Analog Models
 Implant parts Impression Bite
 Shade lab Other _____

Rx Instructions



Pontic Design:

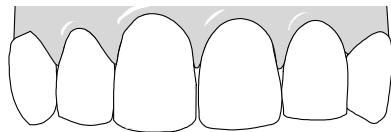
Dr. License # _____

Dr. to die trim Metal try-in Bisque Bake

Finish
 Shade _____

Occlusion Staining

None Light Dark



Stump Shade _____

Email: shade@powerdentalstudio.com

ALL PORCELAIN

TECH RECOMMENDATION

- Layered EMAX
- Mono EMAX
- Layered Zirconia
- Mono Zirconia
- Composite

LAB TIME: 10 Days

PFM

- PFM - Non-precious
- PFM - Semi-noble
- PFM - White noble
- PFM - High noble

LAB TIME: 10 Days

METAL COLLAR

- No Collar 180° Lingual
- Porc. Butt
- Lingual 360° Collar

LAB TIME: 10 Days

ALL GOLD

- Full gold Type III
- Inlay/onlay Type II
- Full white noble

LAB TIME: 8 Days

ABUTMENT

TECH RECOMMENDATION

- Titanium cad/cam
- Zirconia cad/cam
- Custom UCLA
- Stock

ATLANTIS ABUTMENT

- Titanium Zirconia
- Gold Hue

SCREW RETAINED CROWN

(One Piece Crown)

- Semi-noble
- Zirconia
- Composite

LAB TIME: 12 Days

TEMPS

- Diagnostic wax-up
- Abutments #s _____
- Pontics #s _____
- Wire Cast Metal Frame
- Splinted Individual

LAB TIME: 6 Days

IF NO OCCLUSAL CLEARANCE

- Metal Occlusion
- Reduction coping
- Spot opposing
- Make Permanent note
- Call Doctor